

Buoy Information for Deployment (UNC-CH)

Wednesday, January 18, 2017 10:23 PM

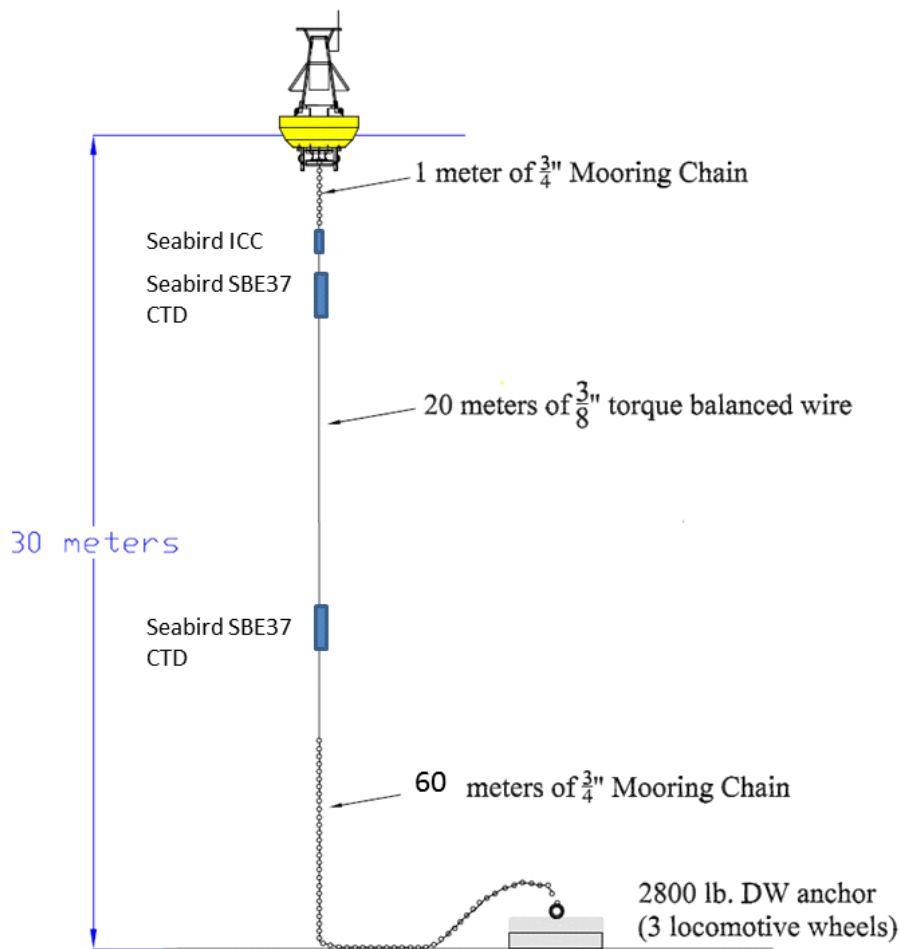
Buoy Specifications

Dimensions:

12 feet height ground to top ring
15 feet height ground to top of anemometer
6 feet 8 inches diameter


Weight: ~2000lbs

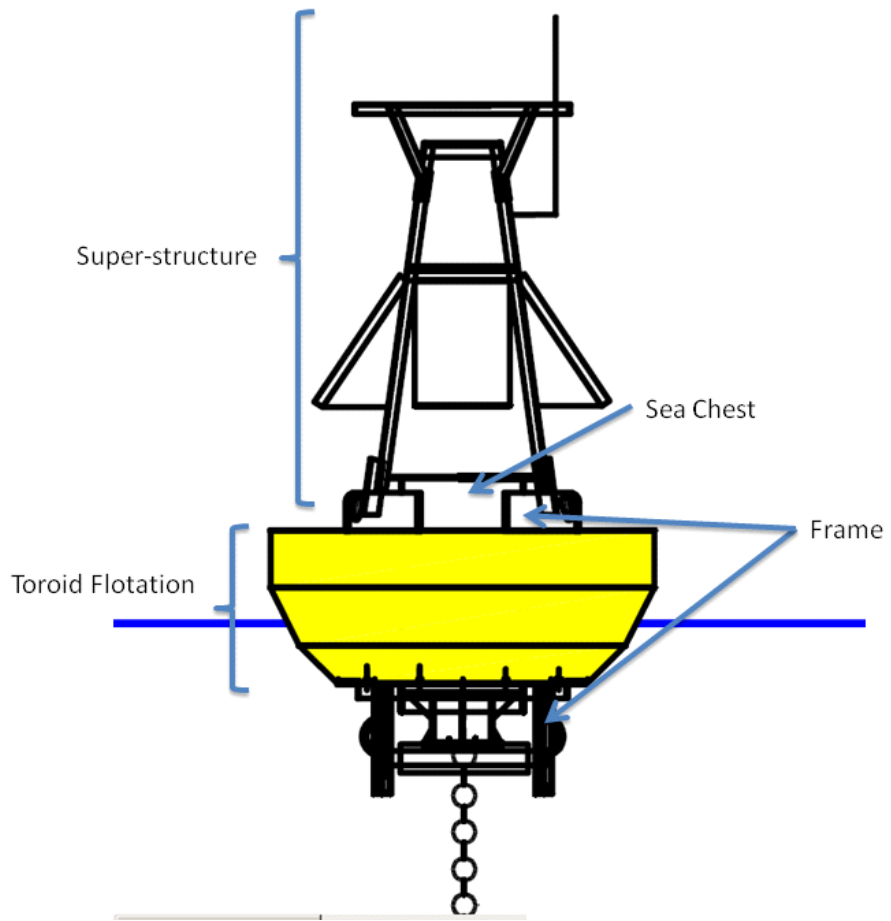
Mooring Design



There are sensitive instruments on the lip of the top ring, sticking slightly above but all within the ring's diameter. Also note the pickup points on four corners of the sea chest, allowing 1-, 2-, or 4-point pickup. Two of the four can be seen in the picture below.

Personnel will need to be transferred onto the buoy to deploy wind meters from secured position and raise their telescoping poles, and make final alignments.






- Super-structure
- Radar Reflector
 - Beacon
 - Buoy Tracker
 - Solar Panels
 - Sensors
 - Satellite Modem
 - Inductive Modem
 - Datalogger

Toroid Flotation

- Below surface
- CTDs (2)
 - Induct Cable Conn (ICC)
 - 20 m wire rope



- Sea Chest
- Sealed Pb-Acid Batteries
 - Charge controller

The two buoys standing side-by-side on dry land take up one vehicle parking space. The integrated frames below the toroid section allow them to stand freely.

