







*Laboratories & Scientific Storeroom General Locations
Atlantis Main Deck*

KEY

-  FIRE EXTINGUISHER
-  CLEAN SEA WATER
-  CABLE PASS THRU
-  COMPRESSED AIR
-  COMPUTER HUB



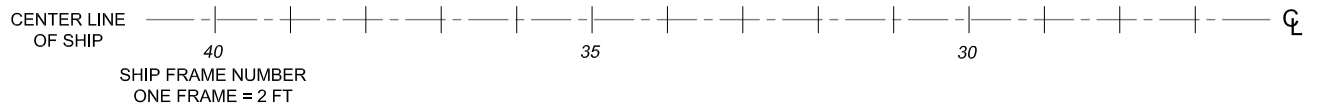
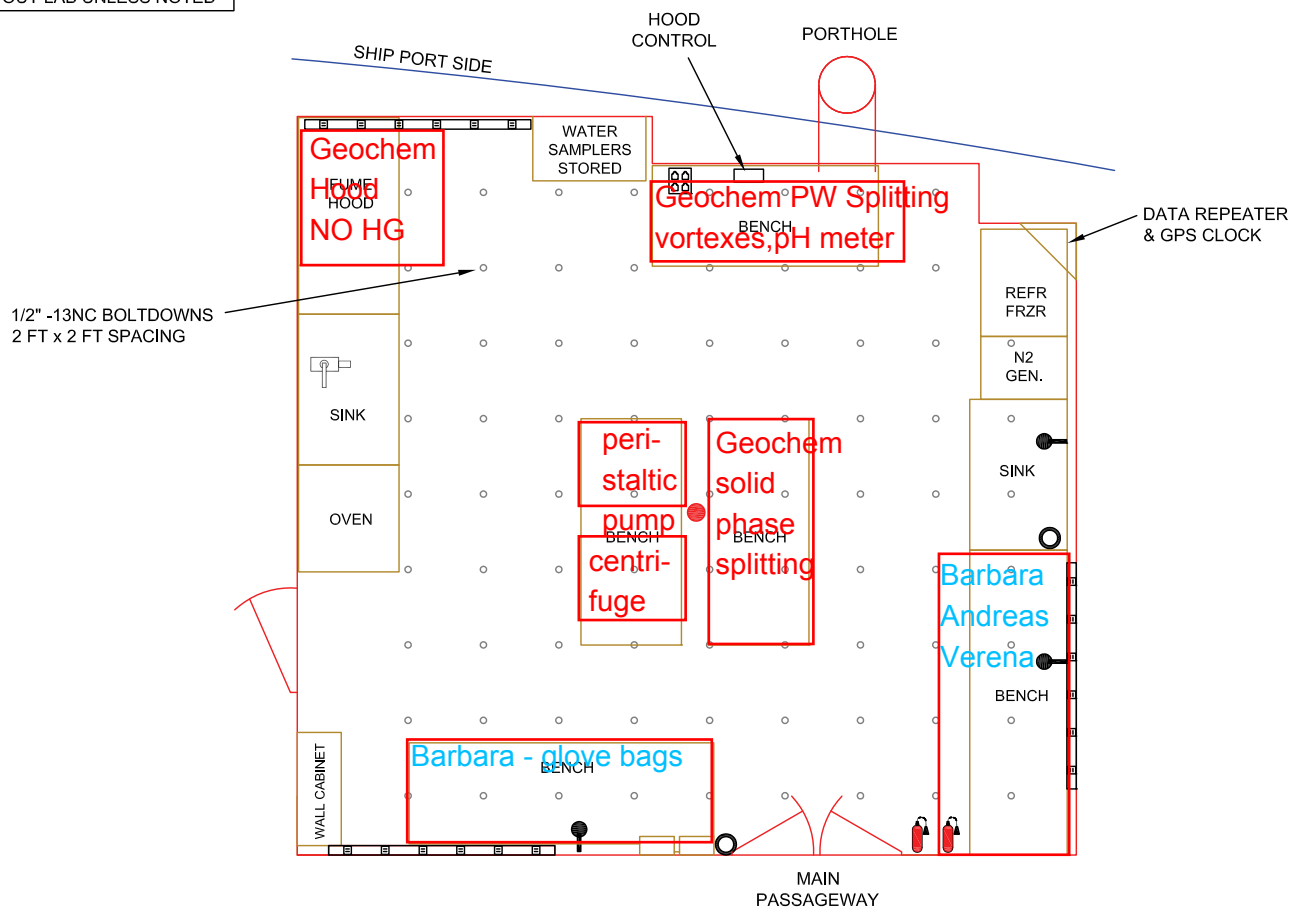
KEEP CLEAR AREA

 6 Plugs on 72" Power Strip
CLEAN POWER THRU-OUT LAB UNLESS NOTED

Red=Joye Group
Blue=Teske Group
Green/Gold=Montoya Group
Black=MacDonald Group
Dark Blue=Peterson Group
Pink=Howard & Dan






UNISTRUT:
BULKHEADS
2 FT SPACING
OVERHEAD FORE/AFT,
FULL LENGTH OF LAB

ALL POWER CLEAN UNLESS NOTED




BIOLOGICAL/ANALYTICAL CLEAN LABORATORY
Atlantis Main Deck, Room 1-27-2

KEY

-  FIRE EXTINGUISHER
-  CLEAN SEA WATER
-  CABLE PASS THRU
-  COMPRESSED AIR
-  COMPUTER HUB

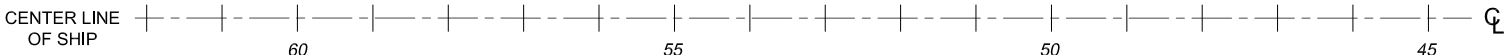
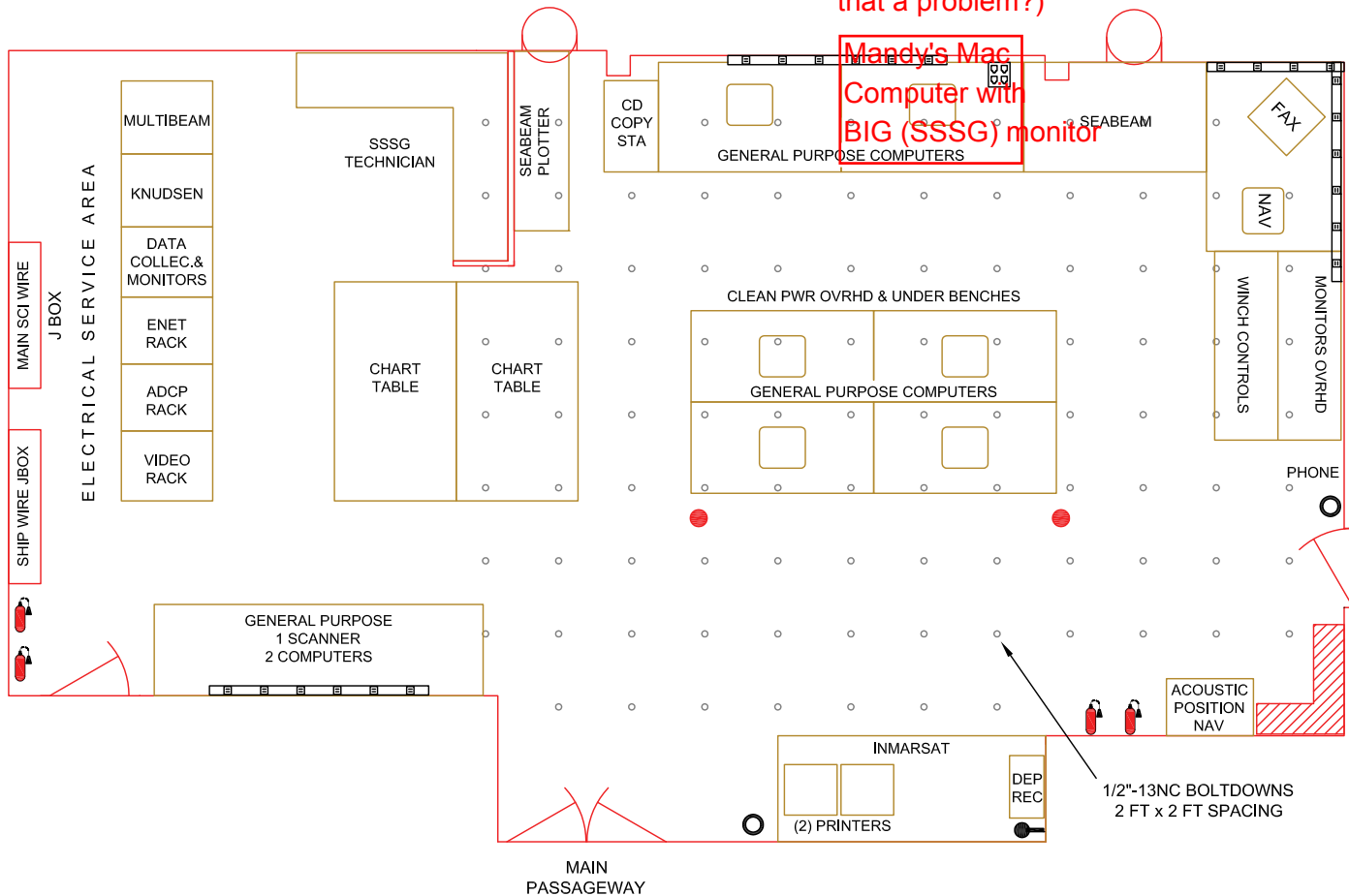
UNISTRUT:
 BULKHEADS
 2 FT SPACING
 OVERHEAD FORE/AFT,
 FULL LENGTH OF LAB

ALL POWER CLEAN UNLESS NOTED

 6 Plugs on 72" Power Strip
 CLEAN POWER THRU-OUT LAB UNLESS NOTED

Erik--I am bringing my iMac and will be using one of the SSSG big screens for mapping; last time. I just moved the General Use computer over a bit I hope I can do that again this time. This worked fine last cruise (if I spill over into the Sea Beam area, is that a problem?)









Mandy's Mac
 Computer with
 BIG (SSSG) monitor



COMPUTER LABORATORY
 Atlantis Main Deck, Room 1-45-2

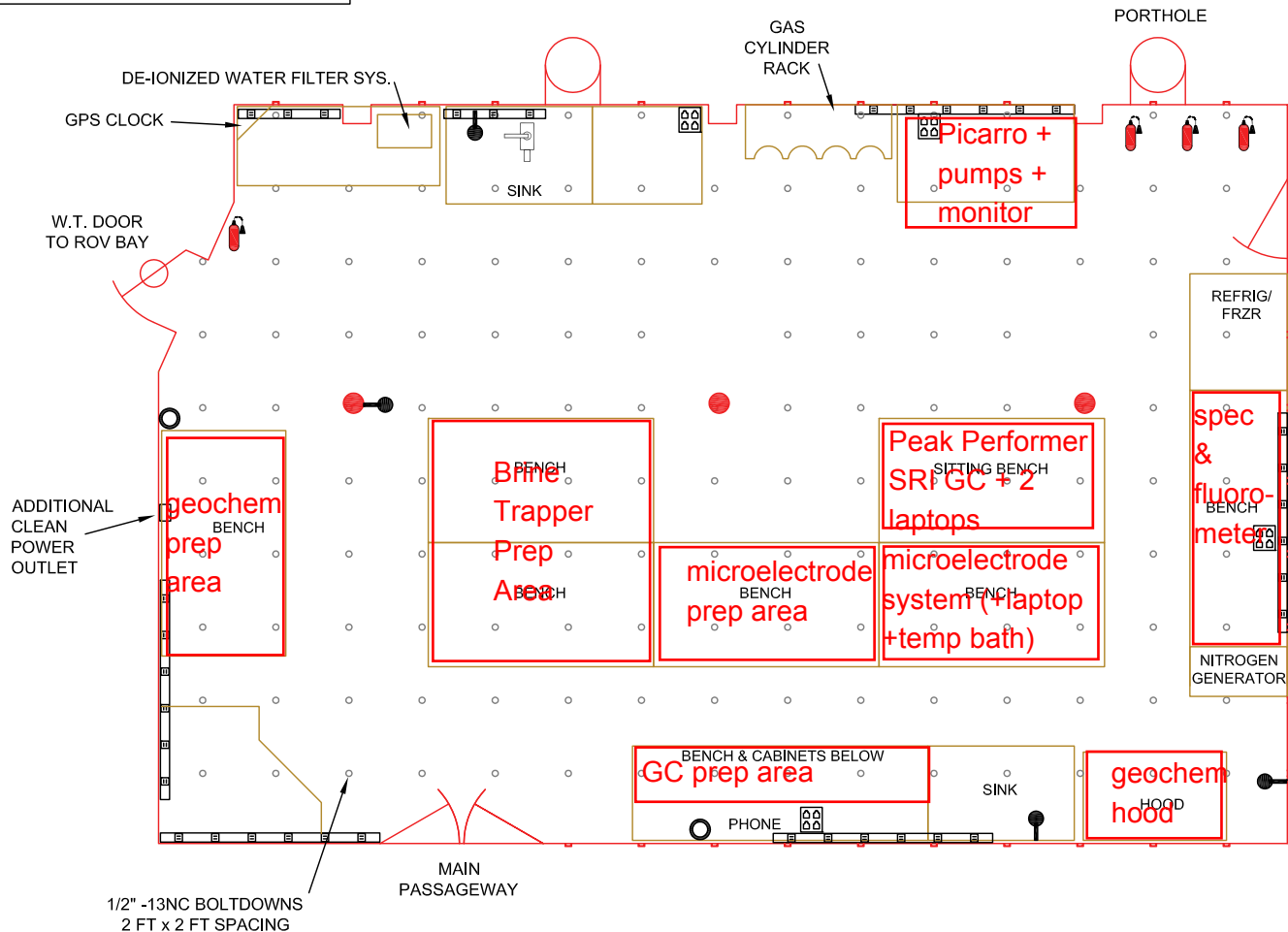
SHIP FRAME NUMBER
 ONE FRAME = 2 FT

KEY

-  FIRE EXTINGUISHER
-  CLEAN SEA WATER
-  KEEP CLEAR AREA
-  CABLE PASS THRU
-  COMPRESSED AIR
-  COMPUTER HUB
-  6 Plugs on 72" Power Strip
-  CLEAN POWER THRU-OUT LAB UNLESS NOTED

UNISTRUT:
BULKHEADS
2 FT SPACING
OVERHEAD FORE/AFT,
FULL LENGTH OF LAB

ALL POWER CLEAN UNLESS NOTED



CENTER LINE OF SHIP

SHIP FRAME NUMBER
ONE FRAME = 2 FT

85

80

75

70

FWD

HYDROGRAPHIC LABORATORY

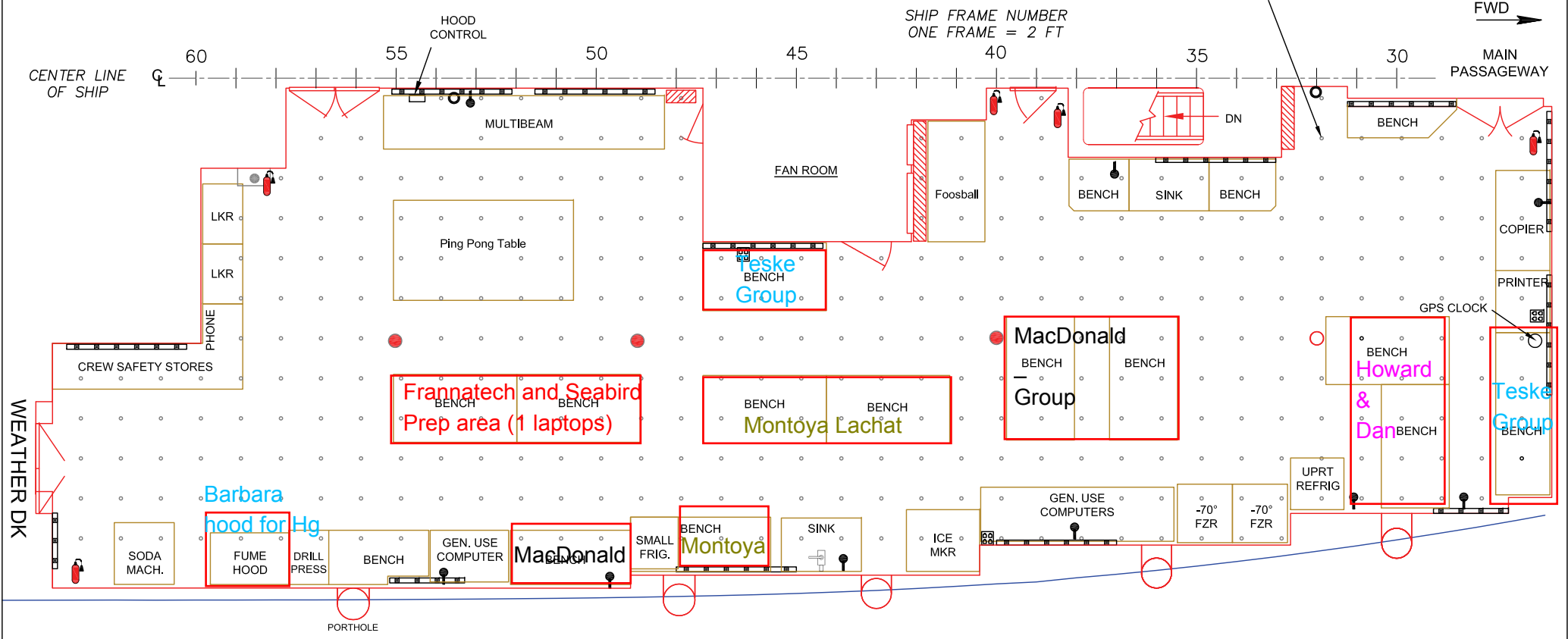
Atlantis Main Deck, Room 1-64-2

KEY

- FIRE EXTINGUISHER
- CLEAN SEA WATER
- CABLE PASS THRU
- COMPRESSED AIR
- COMPUTER HUB
- 6 Plugs on 72" Power Strip
- CLEAN POWER THRU-OUT LAB UNLESS NOTED






KEEP CLEAR AREA

UNISTRUT:
 BULKHEADS
 2 FT SPACING
 OVERHEAD FORE/AFT,
 FULL LENGTH OF LAB
 ALL POWER CLEAN UNLESS NOTED




MAIN LABORATORY
Atlantis Main Deck, Room 1-26-1

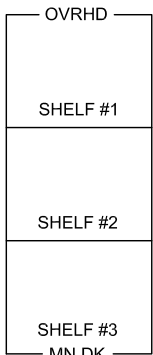
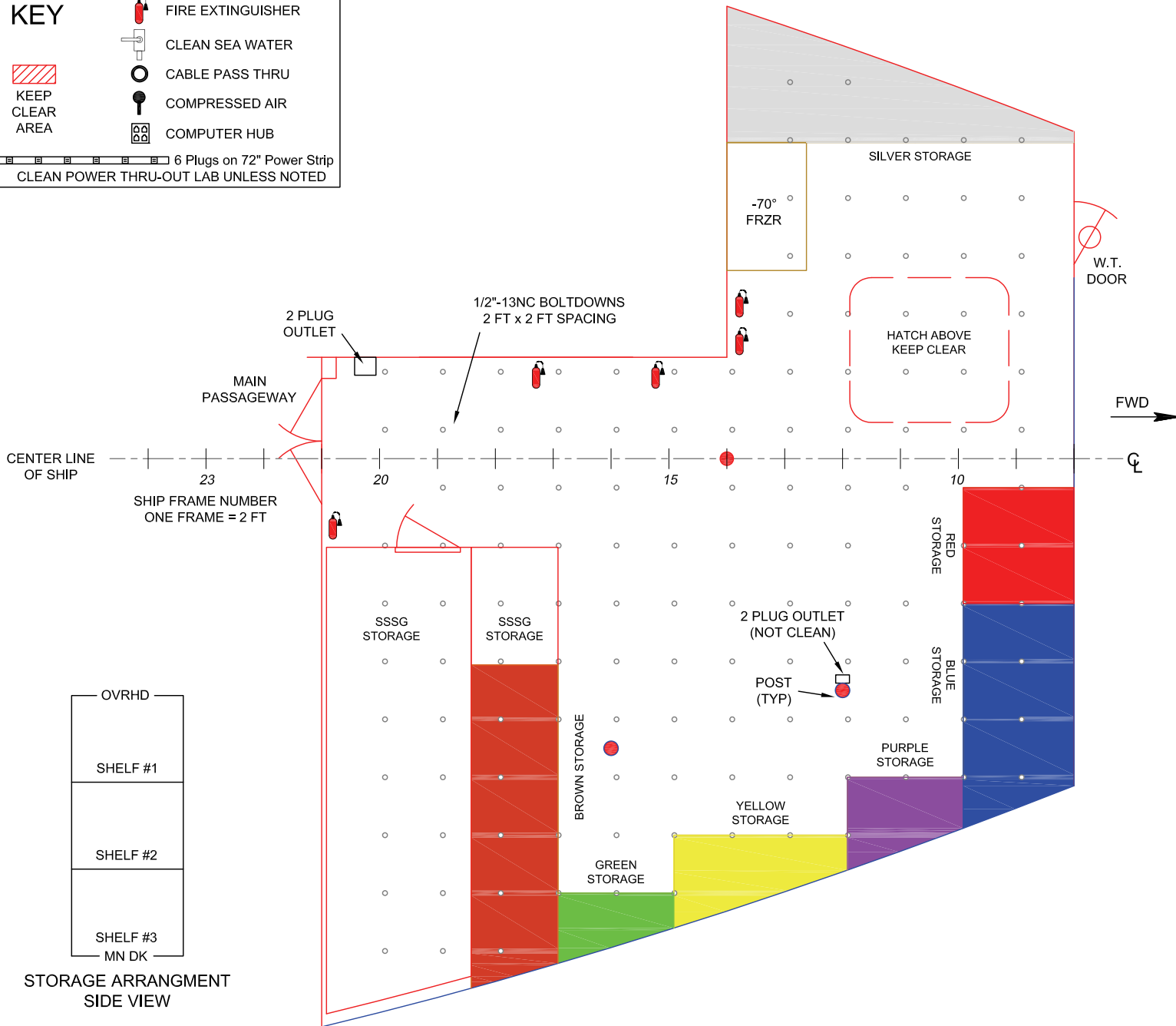
KEY

-  FIRE EXTINGUISHER
-  CLEAN SEA WATER
-  CABLE PASS THRU
-  COMPRESSED AIR
-  COMPUTER HUB



KEEP CLEAR AREA

 6 Plugs on 72" Power Strip
CLEAN POWER THRU-OUT LAB UNLESS NOTED










STORAGE ARRANGEMENT SIDE VIEW

SCIENTIFIC STOREROOM ARRANGEMENT

Atlantis Main Deck, Room 1-8-0

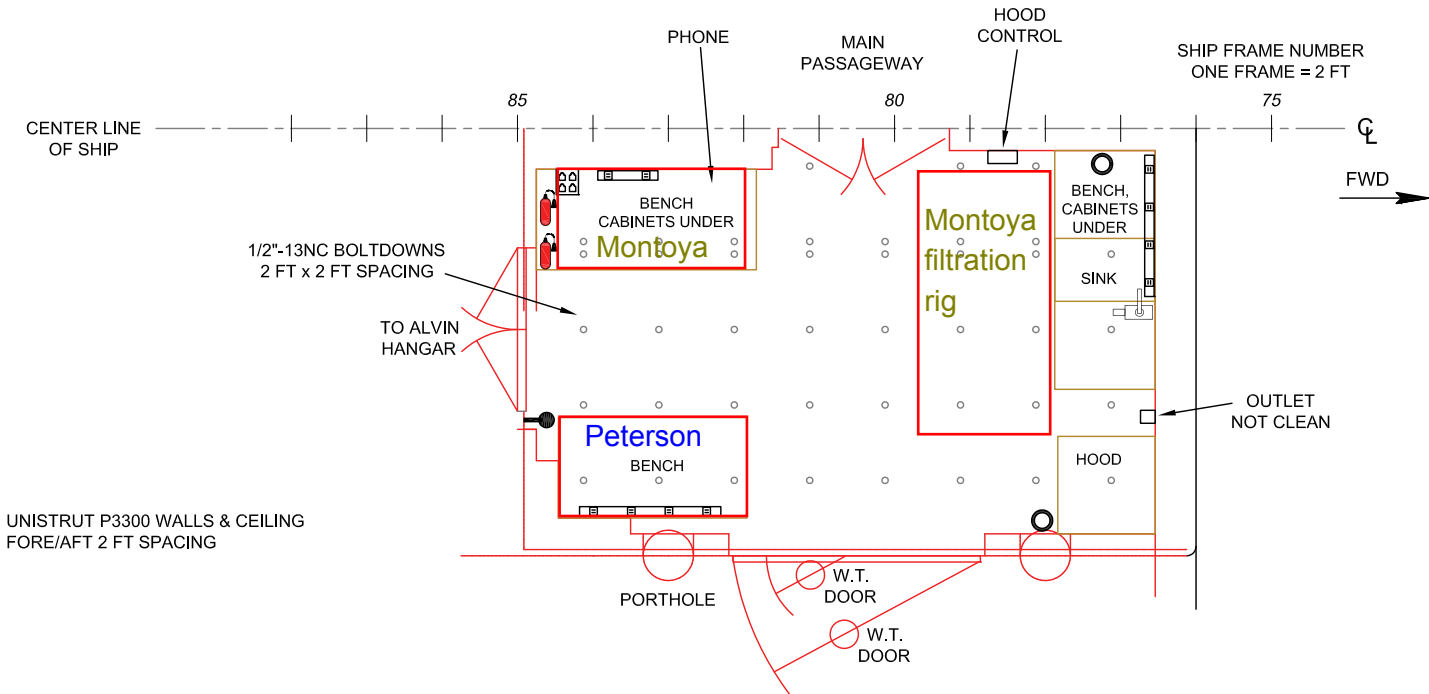
KEY

-  FIRE EXTINGUISHER
-  CLEAN SEA WATER
-  KEEP CLEAR AREA
-  CABLE PASS THRU
-  COMPRESSED AIR
-  COMPUTER HUB

 6 Plugs on 72" Power Strip
CLEAN POWER THRU-OUT LAB UNLESS NOTED

UNISTRUT:
BULKHEADS
2 FT SPACING
OVERHEAD FORE/AFT,
FULL LENGTH OF LAB

ALL POWER CLEAN UNLESS NOTED



WET LABORATORY

Atlantis Main Deck, Rm 1-76-1