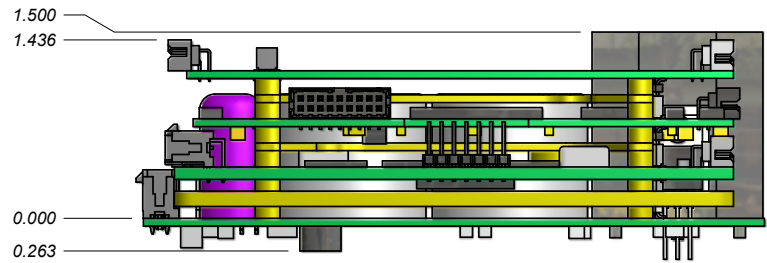
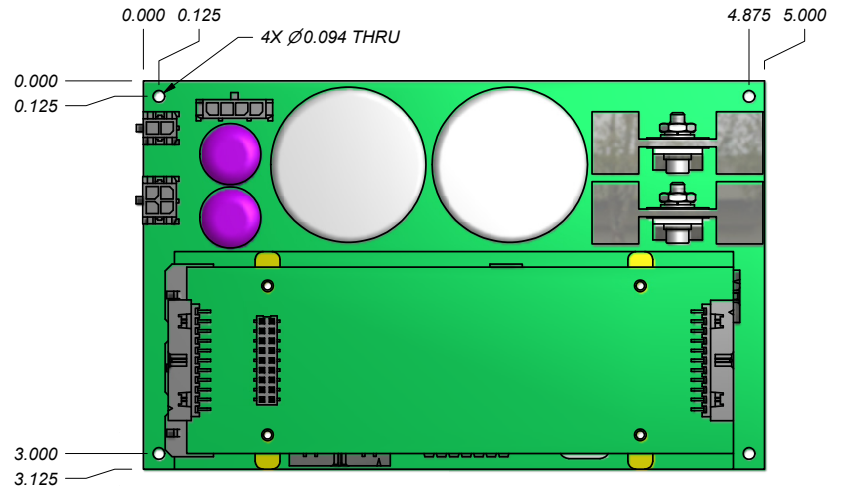
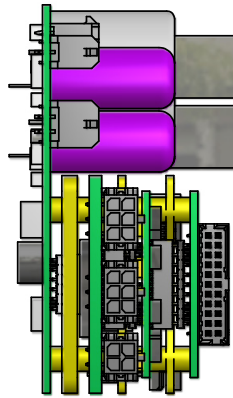
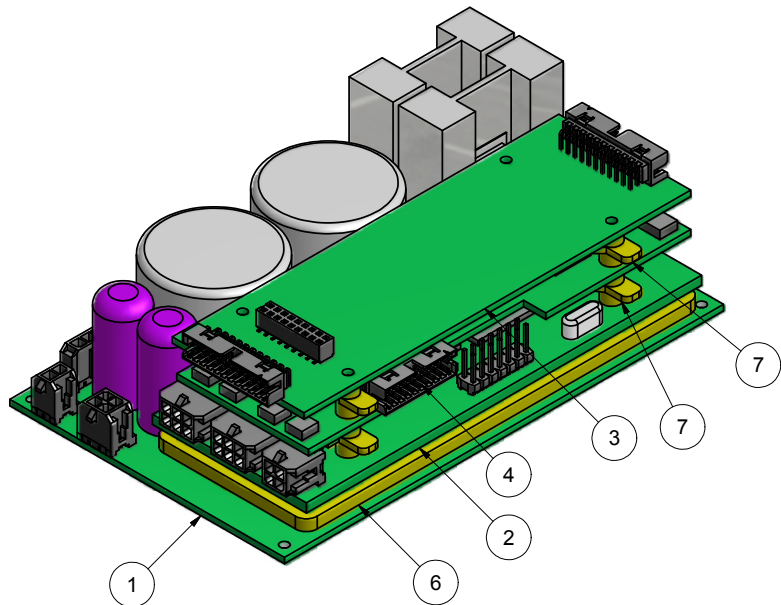



Parts List			
ITEM	QTY	PART NUMBER	DESCRIPTION
1	1	202004	Micromodem Power Amplifier RFF
2	1	201002	Micro-Modem v1.3
3	1	203001	Micromodem Multi-Channel Analog Interface
4	1	203004	Micromodem c67 Coprocessor
6	1	250403	Chassis, MM to PA
7	2	250407	Chassis Modem Accessory Spacer



**Specifications:**  
Weight: ~ 0.78 lbs

Unless Otherwise Noted:  
 1. Tolerances: Decimal      Angular  
                   .XX ± 0.01        ± 1 Deg  
                   .XXX ± 0.005  
 2. Dimensions are in Inches  
 3. Break All Sharp Edges  
 4. Surface Finishes Critical for O-Ring Surfaces  
 5. Material:  
 6. Finish:

 **Woods Hole Oceanographic Institution**  
**Acoustic Communications Group**  
 86 Water Street, Dept. 4 MS 18, Woods Hole, MA 02543

Drawing Title:  
 MM 201002 with PA RFF 202004 with all required PSK hardware

Designer:	Keenan Ball	9/10/2009
Engineer:	Keenan Ball	9/10/2009

Size:	Cage Code:	Drawing Number:	Rev:
B	88846	250004b-ASM	B